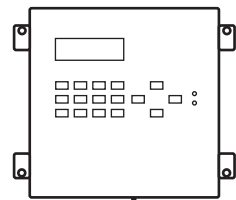
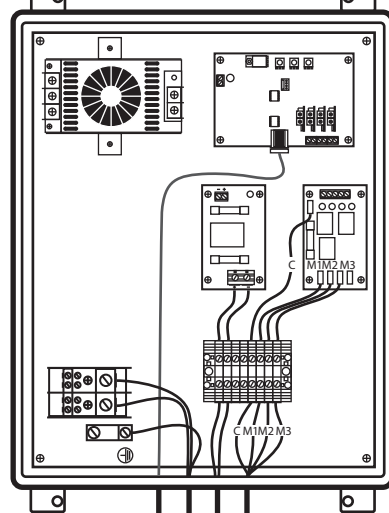


CMS CONTROLS
(typically are located)
IN SACRISTY



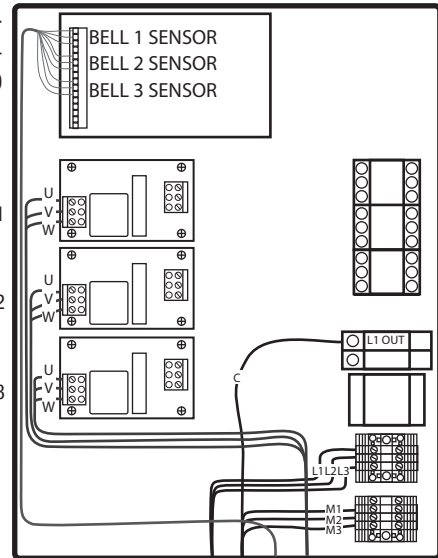
Panels to be located in room below bell chamber.

CMS RELAY PANEL
16"x14"x6"



Sensor pigtail
wire colors:
Blue -
Brown+
Black D

INTELLISWING MOTOR
CONTROL PANEL
24"x16"x8"



THHN 2+G

Cat-5
SUPPLIED BY OTHERS

L1, L2, L3
From Circuit
Breaker
50AMP

DWG RTWA3T1M3H1G3

Chime Master shall furnish the three control panels, tolling hammer (2 conductors +G) and motor bricks with 20 inch pigtails (6 conductor +G). Proximity switches have 60 inch pigtails (3 conductor).

Conduit, wire, disconnects as required by local and National Electric Code and junction boxes by others.

Intelliswing MagForce System
T1 M3 configuration wiring schematic for
Three-bells with one Tolling Hammer on Large Bell



Chime Master®

chimemaster.com 800.432.3977

